

JB LIGHTING

SPARX 18

WASHBEAM TWINZOOM

The all-round talent
for lighting and
beam effects of the
highest quality!

Zoom
3°–70°
(1:23)

Output
23,000
lumen

only
29 dB(A)
extremely
quiet

only
22 kg
weight

37 x
40 Watt
LED output

Made in
GERMANY

...JUST BRILLIANT

The Washbeam Sparx 18 with TwinZoom – enormously versatile, bright and quiet!

The Sparx 18 LED washlight, with TwinZoom and 37x 40 watt LED output, is an absolute all-rounder and enables impressive washlight applications in completely new dimensions.

The optical system guarantees perfectly homogeneous illumination and effective multicolour applications in unimagined variety and brilliance. With the help of the innovative, segmentally controllable TwinZoom of 3°–70° (1:23), lighting engineers can create lighting scenarios that were previously unthinkable in this form. The basic colour temperature, from which all colours are automatically mixed, is freely selectable on the Sparx 18, making it an excellent addition to any lighting ensemble. In conjunction with the LED single pixel control, it also shows its strengths in backlighting. The Sparx 18 enables lighting design at its best, with fascinating colour gradients and unique beam effects and shapes. With its compact design and a weight of only 22 kg, the Sparx 18 is ideally suited for use on tour. In addition, thanks to special heatpipe cooling, the Sparx 18 is so extremely quiet that it is barely audible.

Sparx 18 – the all-rounder for perfect washlight applications, with features such as:

- Patented TwinZoom from 3°–70° (1:23)
- Individual LED single pixel control
- Sparkle channel for dynamic effects
- Overlay of multiple layers with independent patterns
- Glow channel and Color Spread channel
- Optimised color mixing behaviour
- High-resolution, stepless and color-accurate dimming from 0–100%
- Ultra-quiet 29 dB(A)
- Flicker-free operation, camera mode up to 600 Hz
- Electronic strobe with pulse and random effects
- Separate CTC channel
- Basic colour temperature can be selected:

2700 K

3200 K

4200 K

5600 K

6000 K

6500 K

7000 K


8000 K



Find more information at:
www.jb-lighting.de

SPARX 18 SPECIAL FEATURE: TWINZOOM

With the TwinZoom, the outer LED ring and the inner area can be zoomed separately from each other – completely infinitely variable from 3°–70° (1:23). This makes it possible to create absolutely innovative, beautifully shaped and effective lighting scenes that you never dared to dream of.




SPARX 18
37x 40Watt RGBW-LED
23,000 lm
CRI > 85

STEPLESS ZOOM: 3°–70° (1:23)

The luminosity and zoom range of 3°–70° of the Sparx 18 are impressive. Virtually noiseless, absolutely precise and fast, the Sparx 18 changes from extremely narrow to wide beam distribution. When TwinZoom is used, you can be sure of its wow factor.



Narrow beam with minimal zoom: 3°




Wide beam distribution at a maximum zoom of 70°

HARD EDGE & SOFT EDGE

Thanks to the scattered light-optimised beam of the Sparx 18 and the TwinZoom, precise, extremely homogeneous light projections from Hard Edge to Soft Edge can be produced.




Hard Edge



Soft Edge

PERFECTLY STAGED: MULTICOLOR BEAMS & GRADIENTS


The Sparx 18 from JB-Lighting is a lighting artist that plays a decisive role on every stage with its brightness, variety of colors and patterns. It is so multifaceted, colorful and versatile that it integrates perfectly into any lighting ensemble. Sometimes it holds back discreetly and then skilfully puts itself back in the spotlight to set highlights – whether in the theatre, at trade fairs, events or TV appearances.





BEAM AND SHOW EFFECTS OF THE HIGHEST QUALITY

The Sparx 18 is an LED washlight that leaves nothing to be desired. Thanks to TwinZoom and Sparkle effects, individual pixel control, perfect dimming properties and optimised color mixing, its light performance knows no bounds even in backlighting. And as befits a Rock ,n' Roller, it also has a separate CTC, Glow and Color Spread channel for additional color effects..



Technical specifications:

Optics and light source

- 37 RGBW high-performance LEDs of 40 W each, 23,000 lm; CRI > 85
- > 20.000 h life time
- Flicker-free operation, camera mode: 100, 120 and 600 Hz
- TwinZoom system: Zoom range 3° – 70° (1:23)
- Highly efficient optics for perfect color mixing

Effects

- Individual LED control – Single pixel control
- Sparkle channel for dynamic effects
- Multiple layers with independent patterns can be stacked on top of each other
- Countless color and pattern combinations
- Glow channel and Color spread channel as additional color effects
- Separate CTC channel
- Optimised color mixing behaviour
- High-resolution, steplessly variable dimmer 0–100%
- Color-accurate dimming
- Electronic strobe with pulse and random effects
- TwinZoom effects: Multicolor beams and innovative beam shapes
- Basic color temperature can be selected: 2700 K, 3200 K, 4200 K, 5600 K, 6000 K, 6500 K, 7000 K or 8000 K

Movement

- 3 phase extra strong stepping motors
- Precise, very fast and silent movement
- 540° pan / 330° tilt

Control and programming

- USITT DMX-512, RDM
- Ethernet interface with Art-Net, sACN and Kling-Net
- Wireless DMX / RDM Lumen Radio CRMX TiMo
- Bluetooth, Wifi
- LCD display with function keys and battery buffer, electronically rotatable
- Mini USB for software update
- Stand-alone mode, master/slave function
- Built-in DMX analyser

Construction

- Robust, roadworthy design
- Individually changeable LEDs
- Fan control for almost noiseless operation, 29 dB(A)
- Neutrik 5pin XLR IN/OUT
- Neutrik etherCON RJ45 IN/OUT
- Neutrik powerCON TRUE1 IN/OUT

Rigging

- 2 Omega brackets with Original Camloc® fasteners for quick and convenient installation in any position, with four different fastening options

Electrical specification

- Max. power consumption 1,300 VA
- Input voltage range 100 V–240 V, 50/60 Hz

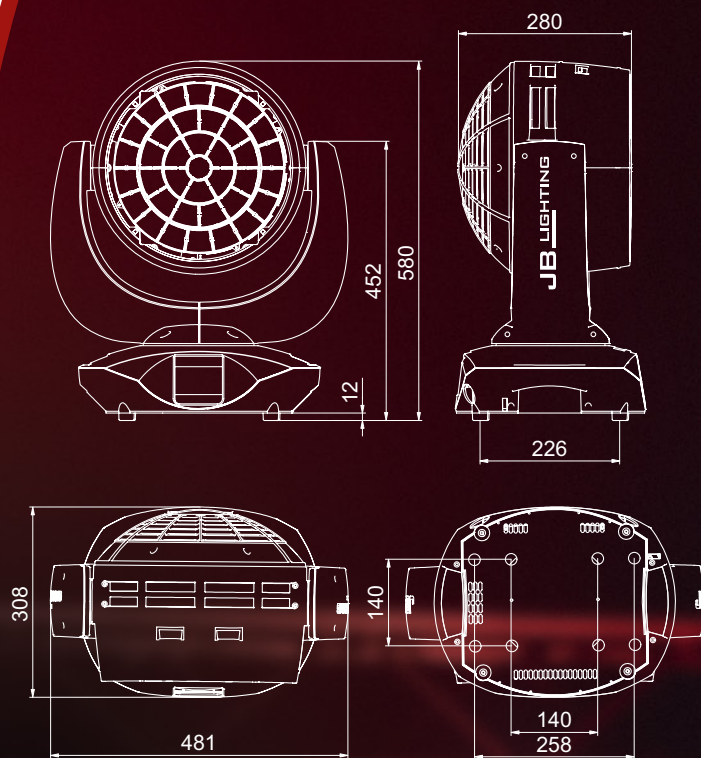
Mechanical specifications

- Dimensions: B 481 x D 308 x H 580 mm
- Weight: 22 kg

Scope of delivery

- Schuko on powerCON TRUE1, flexible rubber cable (2 m long, 3 x 1.5 mm²)
- 2 Omega brackets

Dimensions:



+ Accessories:

- **AMPTOWN single** with SiP foam inlet (Code CASE33)
Dimensions: B 60 x D 60 x H 80 cm
Weight without (incl. fixtures): approx. 42 (64) kg
- **AMPTOWN double** with SiP foam inlet (Code CASE34)
Dimensions: B 100 x D 60 x H 80 cm
Weight without (incl. fixtures): approx. 60 (104) kg



All technical specifications are subject to change without notification © JB-Lighting 8.2024

JB LIGHTING

JB-Lighting Lichtenlagentechnik GmbH
Sallersteig 15 · D-89134 Blaustein · Tel. +49 (0)7304 9617-0
E-Mail: info@jb-lighting.de · www.jb-lighting.de